













### Set Point Adjustments







- 1 Remove anti tamper switch **cover plate**
- 2 Move mode switch to **SP/PROG** mode
- 3 Display shows **SP**
- 4 Press  down arrow ONCE
- 5 Display shows **CIn**
- 6 Press  scroll key ONCE
- 7 Display shows **current start pressure set point**
- 8 Adjust pressure with  
- 9 Press  ONCE to accept setting
- 10 Display shows **COOut**
- 11 Press  scroll key ONCE
- 12 Display shows **current stop pressure set point**
- 13 Press   to adjust the stop pressure set po
- 14 Press  Scroll key ONCE
- 15 Display shows **Cin**
- 16 Place mode switch back to **RUN**
- 17 Install anti tamper plate

### Change Chart

- 1 Press  scroll key once
- 2 Display shows **CC**
- 3 Press 
- 4 Display shows flashing **CC**
- 5 When Pen stops open chart lock hub
- 6 Place and seat new chart
- 7 Push to close chart hub lock
- 8 Press 

### Programming Mode

Adjusting Min Run Timer **rPt** or **SSt**

- 1 Remove anti tamper switch
- 2 Move mode switch to **SP/PRG** mode
- 3 Display shows **SP**
- 4 Press and HOLD 
- 4a until display shows **PROG**
- 5 Press  to enter programming mode
- 6 Display shows **rPT**
- 7 Press  scroll key ONCE
- 8 Use   For adjustments
- 9 Press  to move to the next menu item
- 10 Menu items (\*\* User configurable)
 

*** <b>rPT</b>	<b>Running Period Timer</b>
***** <b>SSt</b>	<b>Sequential start timer</b>
<b>Stt</b>	system test timer
<b>InP1</b>	Pressure transducer input
<b>Icor</b>	Calibration input signal
<b>EUU</b>	Engineered units upper
<b>EUL</b>	Engineered units lower
<b>ChUP</b>	Chart upper limit
<b>ChLO</b>	Chart lower limit
<b>InP2</b>	Input two switch
<b>ChSP</b>	Chart speed
- 11 Place mode switch back to **RUN**
- 12 Install anti tamper plate

\*\*\* rPT values

\*\*\*\*\* SSt

- |                   |              |
|-------------------|--------------|
| OFF = manual stop | 0 to 30 sec. |
| 10 = 10 minutes   |              |
| 15 = 15 minutes   |              |
| 20 = 20 minutes   |              |
| 30 = 30 minutes   |              |